





Product Description

It's a flame-broiled fiasco in BurgerTime Delight by Namco! Play as Chef Peter Pepper and build behemoth burgers in this enhanced arcade classic! Climb the ladders and escape the food baddies as they are hot on your trail! Stun the baddies with pepper as they try to mess-up your meaty masterpieces!

Screenshots



Using the Application

1. How to Start BurgerTime Delight

Go to your game downloads and select BurgerTime Delight by Namco.

2. How to Play BurgerTime Delight

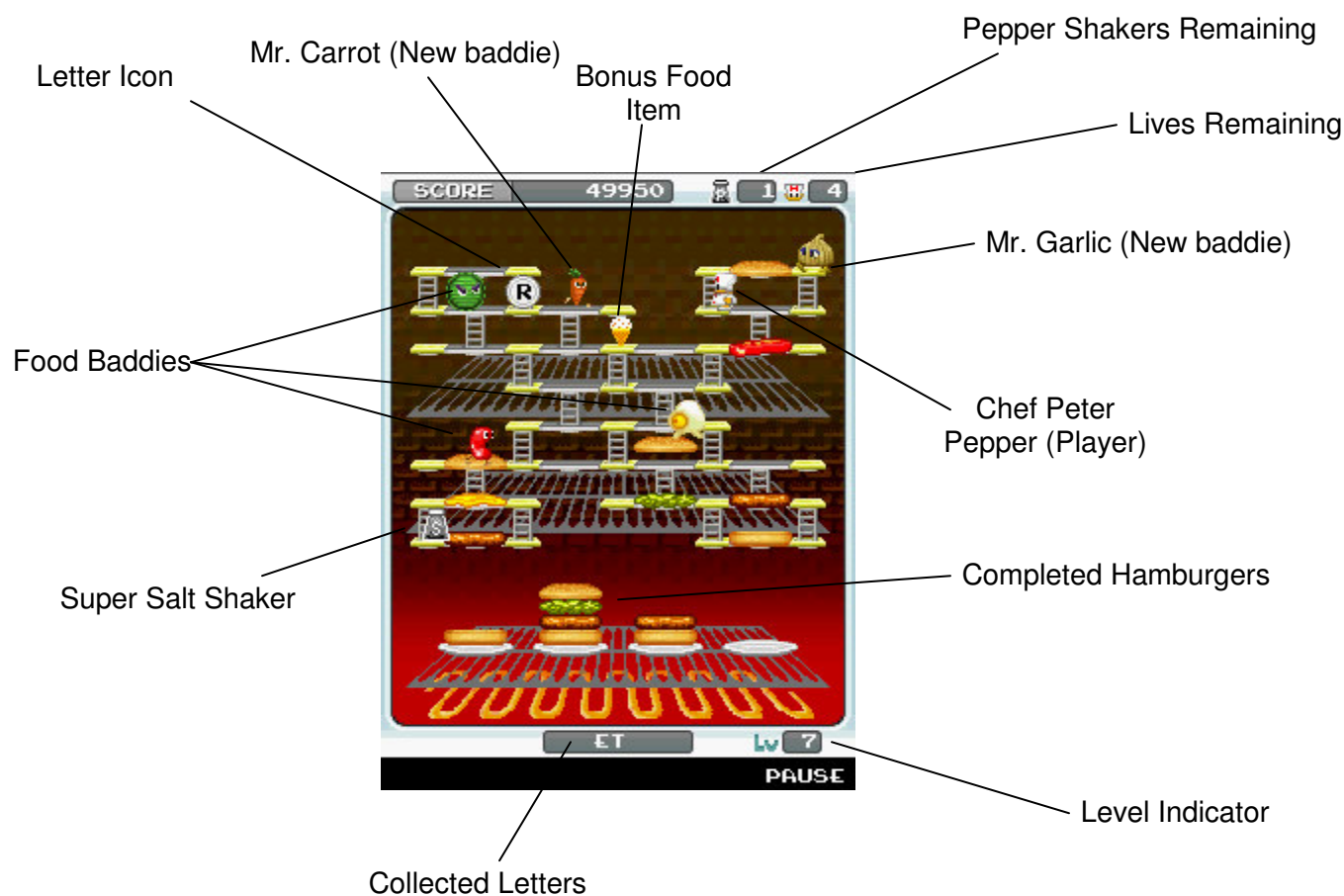
From the Title Screen, press the center key to bring up the Main Menu. Once you select a Game Mode and begin your game, you must guide Chef Peter Pepper and clear levels by assembling all the hamburger ingredients into completed hamburgers. Gain extra points for collecting bonus food items like french fries, ice cream and coffee, or by squashing such food baddies as Mr. Hotdog, Mr. Egg and Mr. Pickle under the hamburger ingredients.

Game Modes

- **Arcade Mode:** Play the classic arcade game.
- **Enhanced Mode:** Enhanced game play includes new graphics, characters and power-ups. Collect power-ups by running over the power-up icons. Several of the enhanced levels also include new obstacles to avoid like flames, falling icicles and water droplets.

Game Difficulty

- **Easy:** Slower than the arcade version, plus 2 extra lives.
- **Normal:** Game speed like the arcade version.
- **Hard:** Pro's only need apply. Faster food baddies and faster game play. Order up!



Scoring

Dropping an ingredient: 50 points

Dropping an ingredient on a baddie's head:

- **Mr. Hotdog:** 100 points
- **Mr. Egg:** 300 points
- **Mr. Pickle:** 200 points

Earn bonus points and an extra pepper shaker for collecting the following items:

- **Ice Cream:** 500 points
- **Coffee:** 1000 points
- **French Fries:** 1500 points

3. Controls

A. General

Sound:	Press the [*] key to toggle ON / OFF
Vibration:	Press the [#] key to toggle ON / OFF
Exit Application:	Press the [END] key to quit the game
Pause Game:	Press the [CLR] / [BACK] key
Move:	Move Chef Peter Pepper with the directional keys or with the numerical keypad ([2], [4], [6] and [8])
Action:	Toss a pepper at an enemy with the [OK] / [Menu] key or with the numerical [5] and [0] keys on your phone.

B. MAIN MENU Screen

Use the navigation keys to navigate to one of the following and press the **center** key to select a menu option:

NEW GAME:	Opens the NEW GAME menu
OPTIONS:	Opens the OPTIONS menu
HELP:	Opens the HELP menu

HIGH SCORE:	Opens the HIGH SCORES table
EXIT:	Quits the game

C. NEW GAME Menu

Use the navigation keys to navigate to one of the following, then press the **center** key to select a menu option, or use the left and right arrows to adjust the settings:

PLAY:	Play a game, based on the current settings
SKILL LEVEL:	Easy, Medium or Hard
MODE:	Change the game mode
LEVEL:	Change the starting game level
PLAYERS:	1 or 2 ("Pass the phone")

D. PAUSE Screen

Use the navigation keys to highlight the desired option and press the **center** key to select:

RESUME:	Resumes the game
HELP:	Opens the HELP screen
OPTIONS:	Opens the OPTIONS screen
QUIT:	Quits to the TITLE screen

E. HELP Menu

- Press navigation keys to pick a topic, then press **center** key to view
- Press up and down to scroll the text
- Press the **[CLR]** / **[BACK]** key to exit the help screen

F. OPTIONS Menu

Use the navigation keys to navigate to one of the following, then press the **center** key or use the left and right arrows to adjust the settings:

AUDIO:	Toggle game sounds ON/OFF. A music note icon appears in the upper right or upper left corner of the screen when sound is ON. Pressing the [*] key also toggles game sounds
VIBRATION:	Toggle vibration ON/OFF. A phone icon with "shake" lines appears in the upper right or upper left corner of the screen when vibration is ON. Pressing the [#] key also toggles vibration
CLEAR SCORES:	Deletes or Resets current High Scores to zero.

G. HIGH SCORE Screen

- Press the **[CLR]** / **[BACK]** key to return to the Main Menu.

4. Power-Ups and Mini-Games

Hot Sauce: When the hot sauce is collected, all the food baddies are burned with a burst of flame.

Super Salt Shaker: When the Salt Shaker is collected, the salt flies onto all the food baddies and they are stunned for a few moments. Food baddies can also be stunned with Chef Peter Pepper's pepper shaker.

Letter Collection Mini-Game: Collect the letters to spell out "DINER", "BURGER" or "PETER" to gain 2 extra lives and automatically complete the level.

Tips and Tricks

- Start by knocking down the hamburger ingredients from the highest levels first.
- If possible, try to pick-up the bonus food items as quickly as possible. They're timed items, and only last a few seconds on-screen. Not only will you earn some additional points, but you'll also earn yourself an extra pepper shaker to use!
- Peter's foes tend to take the longest path possible when chasing him. Pay close attention to the types of paths each one of them takes. In doing so, you'll be able to foresee the route they'll most likely take, and you'll almost always be able to stay one step ahead of them!

Frequently Asked Questions

Is there any way to save the game?

You can start on any of the stages you have reached. Finish a stage to unlock the next one.

Is the amount of pepper Chef Peter is able to use unlimited?

No. He begins the game with only five shakers. If he uses them up too quickly, he may find himself unable to complete the level. So, use your pepper sparingly.

How many extra lives can I earn?

The game awards you with one extra life at every 10,000 points you earn.

How many levels are there?

There are six arcade levels and eight, unique enhanced mode levels.

Trouble Shooting

Why can't I hear any sound?

Press the asterisk [*] key to toggle the sound options. If you still can't hear sound, exit the game and check your phone's settings and volume. The phone's sounds may be disabled or the volume may be too low to hear the game.

How do I toggle the vibration?

Press the [#] key to toggle the vibration on and off. If you don't feel any vibration after turning the vibration on, consult your phone's manual to turn it on and off.

The game seems fast.

The Normal setting is tuned to be as close as possible to the original arcade game. The Easy setting is designed to make the game easier to play on a mobile phone.

Namco on the Internet

For more information about this and other games by Namco, please visit www.namcogames.com.

For game-play related support inquiries please contact support-ws@namco.com.

BurgerTime Delight™ © 2007 G-mode, originally created by and assigned from Data East.

© 2007 Namco Networks America, Inc.